

webex - Google Search

https://www.google.com/search?safe=active&sxsrf=ALeKk03QVSSiRBL0a54QyeUtsvqDPPFcCQ%3A1589184181218&source=hp&ei...

Google

webex

All Images Maps News Videos More Settings Tools

SafeSearch on

## 步驟1

可以去Google  
搜尋Webex,  
點進去WebEx  
網頁。



About 11,000,000 results (0.44 seconds)

Ad · cart.webex.com/中小企業/會議解決方案 ▾

### Webex.com | Cisco Webex™ | 免費雲端會議使用方案全面升級

提高生產力之餘，也實現絕佳的靈活性。增進協同合作的成效，有助組織以更高效率的運作。免信用卡，只需電子信箱能免費使用Webex Meetings。

www.webex.com ▾

### WebEx

Cisco **Webex** is the leading enterprise solution for video conferencing, online meetings, screen share, and webinars. Web conferencing, cloud calling and ...

#### Download

Download for Android Download Teams VDI (Coming soon). Also ...

#### Cisco Webex

Sign in or sign up for an account to begin using Webex products ...

#### Video Conferencing

The Best Video Conferencing & Online Meeting Software. I ...

[More results from webex.com »](#)

#### Plans & Pricing

Check out our new pricing for Webex Meetings and Teams ...

#### Join a test meeting

Planning to join a Webex online meeting on a new device? Test ...

#### Manage your account


Manage your Webex accounts, including upgrading your plans ...

#### People also ask

Can I use Webex for free? ▾

Cisco Webex

Software company



webex.com

Cisco Webex is an American company that develops and sells web conferencing and videoconferencing applications. It was formed in 2007, when Cisco Systems acquired Webex. Its headquarters is in Milpitas, California. [Wikipedia](#)

**Parent organization:** Cisco Systems

**Technical support:** 080 066 6201

**Founded:** 1995

**CEO:** Chuck Robbins (Jul 26, 2015–)

**Headquarters:** Milpitas, California, United States

**Founders:** Subrah Iyar, Min Zhu

*Disclaimer*

Profiles

Twitter Facebook Instagram LinkedIn YouTube



## 步驟2

進入WebEx 網頁後，可以點進“參加”



Webex 隨時準備好因應全球的連線、溝通與協作需求。



### 步驟3

點進參加後，Webex會出現Join a Meeting 視窗。這時，把要去參加的場次 Meeting ID 輸入就可以。

Meeting ID 已公佈在建築學會網站

Meeting ID: 911154887 為當天 12:00-13:10發表會報到via WebEx/ Check WebEx connection及 理事長致詞

Join a Meeting ⓘ

911154887

© 2020 Cisco and/or its affiliates. All rights reserved. [Help](#) | [About Cisco Webex Meetings Suite](#) | [Privacy Statement](#) | [Terms of Service](#)

通與協

作需求。



加入會員  
Join us

帳號  登入  
密碼  註冊 會員信箱專區

建築學報  
J. of Architecture

Architecture Science  
Architecture Science, ArS

建築研究成果發表會  
Symposium of Research

會刊雜誌  
Bulletin Magazine

建築性能評定中心  
CENTER FOR ARCHITECTURE  
PERFORMANCE CERTIFICATION

結構審查  
Structural Review

培訓講習  
Lecture and Study

版本 : 2.3.10  
瀏覽人數 : 00000269人

好書專欄



「第32屆建築研究成果發表會、第4屆全國建築設計教學與建築教育論壇」視訊發表議程

瀏覽人次 : 734次

- 一、測試場 : 109-05-12 11:30-13:30 Meeting ID : 913077114 密碼 20200512
- 二、發表會當日密碼統一為 : 20200517 Meeting ID : 詳發表會分組議程

第32屆建築研究成果發表會  
第4屆全國建築設計教學與建築教育論壇

一、視訊發表議程

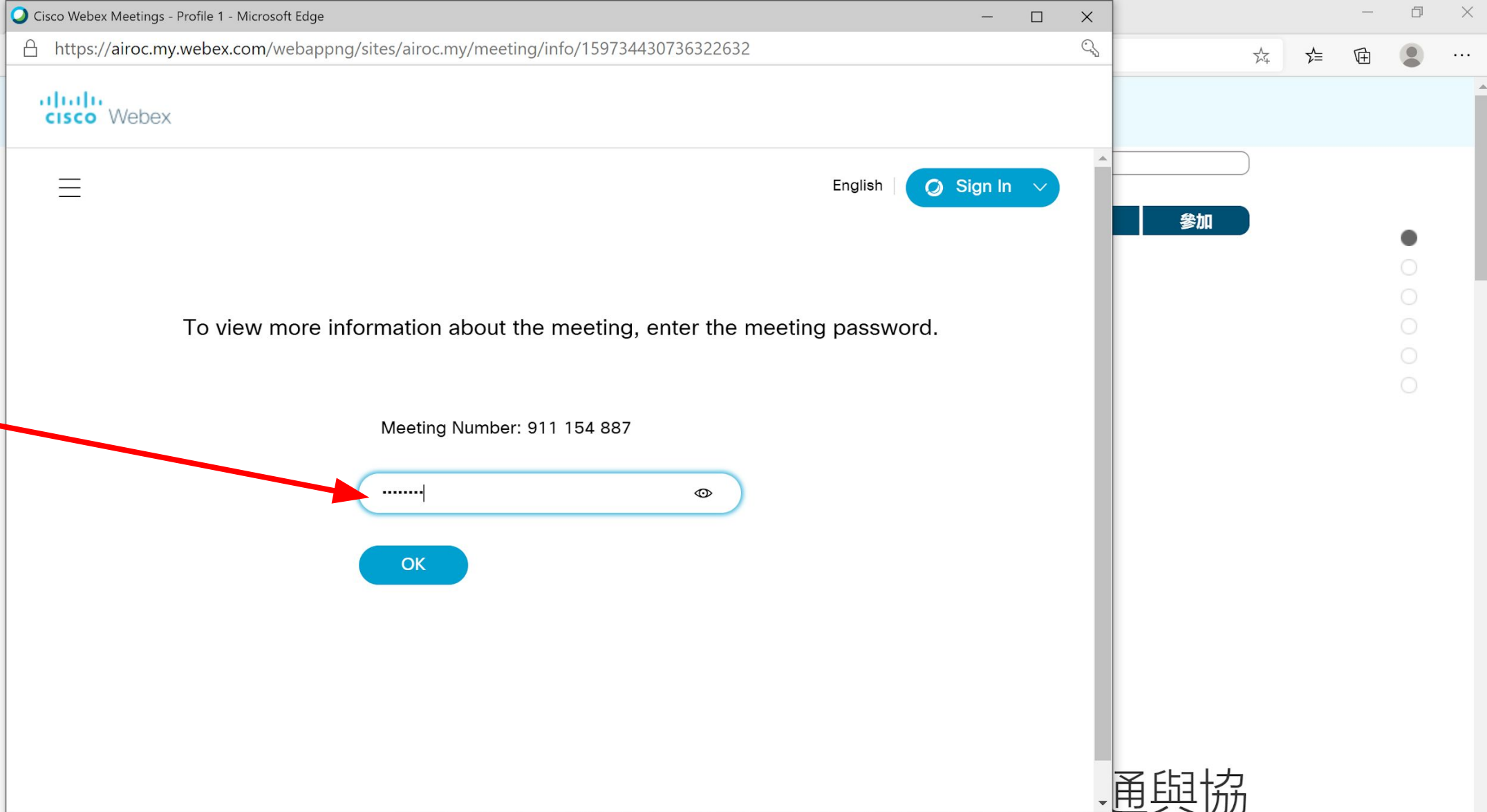
109年5月17日(星期日)議程表		
時間	活動名稱	Meeting ID
12:00-13:10	發表會報到 via WebEx. Check WebEx connection. 理事長致詞 (13:00)	911 154 887
13:30-15:30	研究成果分組發表 : C.規劃與計畫 1	919 871 813
	D.建築設計 1	918 989 441
	P.全國建築設計教學與建築教育論壇	914 184 538
	J.環境行為 1	910 123 785
	E.建築歷史與理論	913 079 428
	F.建築環境技術 1	913 331 252
	G.建築工程技術	915 174 538
15:30-16:30	B.生態與永續 1	911 613 572
	M.設計作品_Poster-Poster Session via WebEx	911 154 887

[http://www.airoc.org.tw/view\\_article.php?id=12991](http://www.airoc.org.tw/view_article.php?id=12991)

## 步驟4

輸入Meeting Number後，Webex會要求密碼。

當天所有場次密碼統一為20200517。




The screenshot shows a web browser window displaying the Cisco Webex meeting page. The URL is <https://airoc.my.webex.com/webappng/sites/airoc.my/meeting/info/159734430736322632>. The page header includes the Cisco Webex logo, a language selector set to "English", and a "Sign In" button. The main content area displays the text: "To view more information about the meeting, enter the meeting password." Below this, the "Meeting Number: 911 154 887" is shown. A password input field contains several dots, and a red arrow points to it from the text on the left. An "OK" button is positioned below the input field. On the right side of the page, there is a vertical sidebar with a "參加" (Join) button and a list of icons.

作需求。

通與協

## 步驟5

密碼輸入後，Webex會出現發表會的資訊視窗。當天，“Join Meeting”這格會顯示綠色。點進去就可以參加會議。



Cisco Webex Meetings - Profile 1 - Microsoft Edge  
https://airoc.my.webex.com/webappng/sites/airoc.my/meeting/info/159734430736322632

**Webex**

English | [Sign In](#)

### 第32屆研討會 - 開場 與 Poster Session

Hosted by 臺灣建築學會

1:00 PM – 4:50 PM | Sunday, May 17 2020 | (UTC+08:00) Taipei

[Join Meeting](#)

#### Meeting Information

Meeting link:	<a href="https://airoc.my.webex.com/airoc.my-tc/j.php?MTID=m3370f999670027877fef5e15398a5e4e">https://airoc.my.webex.com/airoc.my-tc/j.php?MTID=m3370f999670027877fef5e15398a5e4e</a>
Meeting number:	911 154 887
Password:	20200517
Agenda:	12:00~13:10 -研討會報到 via WebEx. Check WebEx connection. -理事長致詞
	15:30~16:30 Poster Session via WebEx - M.設計作品_Poster -似曾相識-左營海軍眷村規劃 -立體化街屋 -難民營風土學校設計 -面對盆地型基地的設計提案-教會聚會所建築設計"

Type here to search

4:06 PM 5/11/2020

## 步驟6

**請勿**使用網頁  
版本

請透過Webex  
Meetings 軟體  
參加會議

The screenshot shows a web browser window with the Cisco Webex logo at the top left. The main heading is "Starting Cisco Webex Meetings...". Below it, the text reads: "Click **Open Cisco Webex Meetings** if you see a message from your browser." A red arrow points from the Chinese text on the left to the word "browser" in this sentence. Below that, it says: "If you don't see a message from your browser, [open the desktop app](#)." A second red arrow points from the Chinese text on the left to the phrase "open the desktop app". At the bottom, there are two more lines of text: "Having trouble opening the desktop app? [Join from your browser](#)." and "Don't have the desktop app? [Download it now](#)." The Windows taskbar is visible at the bottom of the screen.

Cisco Webex Meetings - Google Chrome  
ctld.webex.com/webappng/sites/ctld/meeting/download/d61b0969b7424dcd8d1ab040ab852644

**cisco** Webex

# Starting Cisco Webex Meetings...

Click **Open Cisco Webex Meetings** if you see a message from your browser.

If you don't see a message from your browser, [open the desktop app](#).

Having trouble opening the desktop app? [Join from your browser](#).

Don't have the desktop app? [Download it now](#).

步驟7

輸入您的實際  
姓名與email

### Enter your information

Victor

Email address

Next

Already have an account? [Sign in](#)

More ways to sign in



步驟8

再次輸入會議  
密碼:  
20200517

Enter the meeting password

20200517

Next

步驟9

加入會議前請  
先靜音，避免  
太多聲音同時  
發出

The screenshot shows the Cisco Webex Meetings interface. At the top, the title bar reads "Cisco Webex Meetings" with a help icon and a close button. Below the title bar, the meeting title "第32屆研討會 - 開場 與 Poster Session" and the time "下午 1:00 - 下午 4:50" are displayed. A "Preview" label is centered below the title. The main area is a dark gray background with a blue mute icon in the top right corner. A dark gray notification box in the center says "You're muted". Below the notification are three buttons: a red circular button with a muted microphone icon, a dark gray circular button with a video camera icon, and a green rounded rectangular button labeled "Join Meeting". Two red arrows originate from the Chinese text on the left and point to the red muted microphone button and the "Join Meeting" button. At the bottom, there are three settings: "Use video system" with a monitor icon, "Use computer for audio" with a headset icon and a dropdown arrow, and "Realtek High Definition A..." with a speaker icon. The Windows taskbar is visible at the very bottom, showing the search bar and several application icons.

# 步驟10

要發言時請解除靜音  
發言完後請再靜音

QA 時間發問請  
在聊天區留言  
表示意願發問  
將由召集人指定發問者，  
避免多人同時發問

The screenshot shows the Cisco Webex Meetings application window. At the top, the title bar reads "Cisco Webex Meetings" and the status bar shows "Connected". The main interface includes a menu bar (File, Edit, Share, View, Audio, Participant, Meeting, Help), a central video area with a placeholder for a participant named "林裕傑 (Host)", and a bottom toolbar with icons for mute, video, share, participants, chat, and close. On the right, there are panels for "Participants (2)" and "Chat". The "Participants" panel shows "Victor Me" and "林裕傑 Host". The "Chat" panel shows a message from Victor: "我想發問!". Red arrows point from the Chinese instructions on the left to the mute icon in the toolbar, the chat input field, and the chat message.

## 步驟11


輪到您發表時，請點選下方的分享按鈕再選取希望分享的螢幕畫面或軟體畫面

建議將要發表的內容轉為PDF，直接分享PDF畫面

若要分享影片，建議上傳至Youtube再分享連結

The screenshot displays the Cisco Webex Meetings interface. At the top, the title bar reads "Cisco Webex Meetings" with standard window controls. Below it is a menu bar with "File", "Edit", "Share", "View", "Audio", "Participant", "Meeting", and "Help". The main area is dominated by a "Share Content" dialog box. This dialog has a dropdown menu set to "Optimize for text and images" and a central preview area showing "Screen 1". Below the preview, there are two rows of application thumbnails: "Start", "Microsoft PowerP...", "Sublime Text", and "Google Chrome(2)" in the first row; and "Mail", "Settings", "Microsoft Store", and "Logi Overlay" in the second row. A red arrow points from the text on the left to the "Share" button (represented by a document with an upward arrow) in the bottom toolbar. The bottom toolbar also includes icons for mute, video off, participants, chat, and end meeting. On the right side of the interface, there is a "Participants (2)" panel showing "Victor Me" and "林裕傑 Host". Below that is a "Chat" panel with a message from Victor: "我想發問!". The Windows taskbar at the bottom shows the search bar and several open applications.

## 步驟12



發表結束後，  
滑鼠到螢幕最  
上方，可以點  
選結束螢幕分  
享